

Faith Practices for Families:
WORSHIPING TOGETHER



TABLE OF CONTENTS

Introduction | 3

Part One: Worshiping with a Church Community | 6

Why Do We Worship? | 6

What is Worship? Worship as a Dialogue | 8

How to Worship: Guiding Our Children in Worship | 10

Explaining the Sacraments | 14

Part Two: Worshiping With Your Family at Home | 19

24/7 Everything Is Worship | 19

Worship God | 20

Discover Wisdom | 21

Create Beauty | 22

Love Our Neighbors | 23

Serve Others | 24

Do What's Right | 25

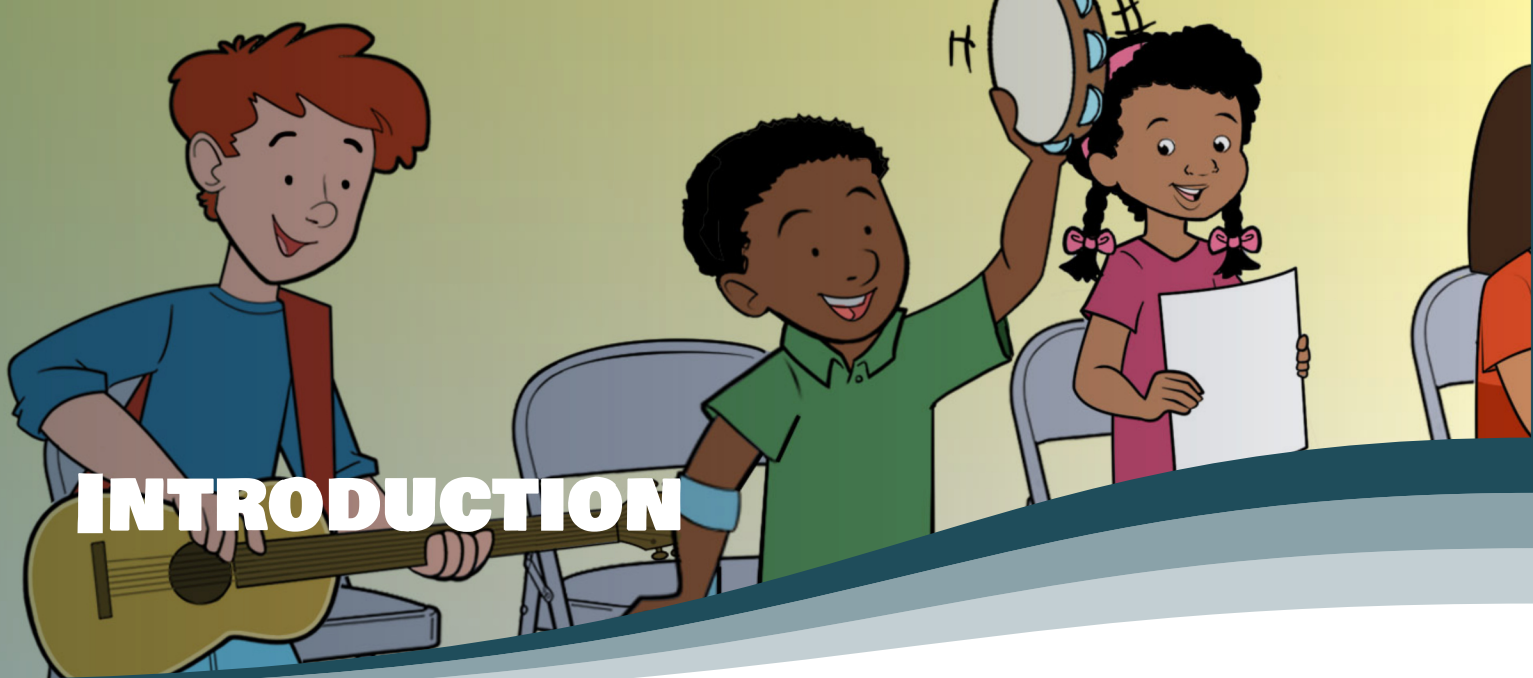
Enjoy God's Creation | 26

Explore God's Design | 27

Care For God's World | 28

Reflect God | 29

Conclusion | 30



INTRODUCTION

Worshipping Together is the fourth volume in our *Faith Practices for Families* series, together with [Prayer](#), [Bible Reading](#), and [Serving Others](#). This ebook series helps us teach our kids ways to turn our hearts and minds to God and grow in our relationship with him. We receive his love and respond by thinking and acting as Christ's ambassadors: loving God, serving our neighbors, and caring for God's creation.

Our prayer for you and your children comes from Ephesians 1:17 (CEV): "I ask the glorious Father and God of our Lord Jesus Christ to give you his Spirit. The Spirit will make you wise and let you understand what it means to know God."



Bow down and worship the Lord our Creator!

Psalm 95:6



Worshiping Together

As Christian parents, we want our children to grow into a life-long relationship with God. God calls us to be the primary spiritual guides for our children, and the Holy Spirit equips us to do that. One of the best ways to grow in faith is by participating in the communal gathering of God's people, where we glorify God for who he is and what he continually does for us. In *Worshiping Together*, you'll find suggestions for ways to worship God as a family, not just on Sundays but throughout the week. You'll find that worship comes in different forms: prayer, Bible reading, praise, lament, service, and more. Worshiping together helps your children find their place in God's family, where they know that they are children of God. It gives them the tools to learn God's story and see that God has a plan for them, which he equips them to pursue. Ephesians 2:10 says, "God planned for us to do good things and to live as he has always wanted us to live. This is why he sent Christ to make us what we are."

We wrote this ebook to help you create a plan and a space for worshiping with your church community and family at home. You'll also see some examples that include worship in every aspect of our lives. Just thinking and talking about worshiping God may reveal new opportunities for your family. We hope you find this guide a practical and relevant place to start on your journey of worshiping together as a family. Please refer to it as you look for more ways to incorporate worship into your lives.



God calls us to worship. One of the church's great leaders, Augustine of Hippo, understood this when he prayed, "You never go away from us, yet we have difficulty in returning to You. Come, Lord, stir us up and call us back. Kindle and seize us. Be our fire and our sweetness. Let us love. Let us run." Sometimes, we may need God to call us back to worship because we might lose interest. Maybe we'd prefer to do something else rather than go to church. We must ask God to kindle the worship fire within us. May we pray that God helps our families become his worshipers throughout our lives, *24 hours a day, seven days a week.*



But a time is coming, and it is already here! Even now the true worshipers are being led by the Spirit to worship the Father according to the truth. These are the ones the Father is seeking to worship him. God is Spirit, and those who worship God must be led by the Spirit to worship him according to the truth.

John 4:23-24

PART ONE: WORSHIPING WITH A CHURCH COMMUNITY



Why Do We Worship?



Come to worship him with thankful hearts and songs of praise.

Psalm 95:2

Made for God. God designed us and our kids to worship him. God created us to be in a relationship with him. In the beginning, God spent time in the garden with Adam and Eve until sin separated them and all who followed from closeness to God. Yet, God drew us back into fellowship with him through the death and resurrection of Jesus. Connecting to God, we grow and thrive like branches on a vine. That's God's story in a nutshell—share it with your children!

Connected to God. God has loved us from the beginning, knitting us each together before birth. God has promised that nothing in all creation can ever separate us from his love; there is no place we can ever go to escape God's loving attention. What a great promise to tell our children! In worship, we celebrate and delight in the gift of God's perfect love.


Growing with God. Worship means spending time with God and growing in relationship with him. As our children worship God, they find their identity as children of God and follow God's leading to discover how they can serve him in all aspects of their lives. As we all enjoy our time with God, we hope others also get to know his greatness!

Restored to God. Worshiping God reminds us how much we need Jesus for our forgiveness. That can be hard for our children to understand. As we draw closer to God, we realize how perfect he is and how imperfect we are. Sometimes, when we feel guilty, we want to hide from God, but God loves us even when we fail. So, we've got good news to share with our children: God wants us to receive the forgiveness of Jesus and be restored into fellowship once again.

Grateful to God. As we spend time with God, we realize how good and loving God is and want to give God thanks and praise. As a family, seek out all of God's good gifts in creation to enjoy every day. As we express our gratitude for the forgiveness of our sins, it amazes our hearts that someone could love us so much.

Called by God. Jesus explained that when we stay connected to him like branches in a vine, we will bear fruit that will bless others. God made us to be in a relationship with him and find our identity and purpose in serving him and his kingdom. How can we teach our children about God's call to worship him in all we do?

CASEY'S DAY



WHAT IS WORSHIP? WORSHIP AS A DIALOGUE



“Thank you.” “I’m sorry.” “Help me.” “Please.” “I love you.” Our parents taught us these relationship words as we learned to talk. Every close relationship depends on them.

When we read the Bible, we see a big story with God and his people as the two players. In the same way, we see our worship as a big conversation between God and his people today. In that conversation, we use those exact close relationship words we learned from our parents.

Worship is a dialogue. God speaks, and we respond. God calls us, and we respond. God greets us, and we respond. God forgives us, and we respond. God teaches and nourishes us, and we respond. God blesses and sends us, and we respond.

It’s like any conversation between a parent and children.

Overall, the conversation sounds like a check-in. It’s a visit between parent and child in which the child is received, nourished, and sent out again refreshed.

And over many encounters, the tone can vary. Some meetings are exciting, others more sad. Some are loud, others quieter. Like family dinners, some conversations are simple everyday discussions about the day’s events. Others are deeper, maybe more painful, or more joyful. Some are pasta and bread weeknights, while others are steak and lobster celebrations.

Worship is when God reminds us of his promises, and we, his children, renew our pledge to live faithfully. At its core, worship resembles a family conversation that continues a familiar, loving, and honest relationship.





We should be grateful we were given a kingdom that cannot be shaken. And in this kingdom, we please God by worshiping him and by showing him great honor and respect.

Hebrews 12:28

HOW TO WORSHIP:

GUIDING OUR CHILDREN IN WORSHIP



In the book of Acts, we see a picture of a vibrant community of people invested in each other's lives ([Acts 2:41-47](#)). They approached worship as an encounter with the living God and saw the power and beauty of worshipping together as a family.

The great suggestions listed below come from the [Kids Corner Parent Blog](#) contributors. Explore these ideas to find what works best to help your family dive deeper into community worship.



Join a community of believers. If going to church is a new idea for your family, try to find a church where Jesus Christ and God's word are the main focus. Look for signs that the church values and supports families with children and community. A church's website often displays what is important to that local church before you visit. You'll want to find a church where, over time, your family can cultivate a sense of belonging, find opportunities to serve, and even make a difference in the lives of other church members. If you need help finding a church, start by asking Christian family members or friends about their churches. You can also search online in your area. We also invite you to visit crcna.org/churches.



Foster togetherness with other Christians. It's easier to go to church if we have friends there who are happy to see us. How do we emphasize the need for community to our children?

- Start by reading stories in the Bible together where God blesses friendships that are rooted in him: Ruth's devotion to Naomi ([Ruth 1:16-18](#)); Jonathan and David's friendship ([1 Samuel 18-20](#)); Daniel's friends praying for him ([Daniel 2:17-18](#)); Jesus speaking to his friends ([John 15:13-15](#))

- Discover ways to embrace your church community and pray for opportunities to serve others. Go to church regularly. Attend a weekly community group or family Bible study. Explore volunteer opportunities for your family to work alongside others to share God's love with your community. Maybe it's something like the hospitality team on Sunday, working in the church's food pantry on a Wednesday, or helping run the church's summer camp for a week. Whatever your family chooses, do it regularly and intentionally.
- Set an example for your kids by carving out time for fellowship with other Christians. Your children will see the importance you place on belonging to a community of believers. Perhaps it's game night with family friends from church, going on a retreat, showing up to the church picnic, joining the softball team, or any of many great ways to connect your family to your church's social life.

We should encourage each other to be thoughtful and do helpful things. Some people have gotten out of the habit of meeting for worship, but we must not do that. We should keep encouraging each other, especially since we know that the day of the Lord's coming is getting closer (Hebrews 10:24-25).



Prep before church. Over dinner on one evening, recall as a family what happened in the service the previous week:

- What songs did you sing? What did they say about God?
- Do you remember the main point of the sermon?
- Did the service have a theme? What was the service about?
- What part of the service did you appreciate most?
- Does anybody have any questions about last week's service?

Then, walk through what to expect this week. Talk about how worship is a dialogue between God and his people. Encourage the children to come up with questions during tomorrow's service.




Read through song lyrics. Singing is a big part of our conversation with God at church. Together, read through the lyrics of some of the songs you sang this past Sunday. You could even read them as devotion. What phrases stand out to your children? What do the songs say about God? What do they say to God? Share one of your favorite worship songs and why it carries such deep meaning for you. Help young children understand the meaning of the words. Repetition is vital for them to enjoy a song.



Be their guide. Keep the conversation going about the church service while it's happening. Answer your children's questions. Questions mean they're paying attention. Be courteous, but don't worry too much about what others around you may think. Your children's engagement in worship is important! Give your children the opportunity to reflect on things that occur.



Keep them engaged. There is a lot to see, hear, and experience during a church service. Words on the screen, in the hymn book, or in the Bible can challenge early readers. You might have them look for keywords in the song and Bible reading. Encourage them to sing along to familiar songs or hum the tune. Have them pray alongside you when the church body prays together. If they're little, let them stand on a chair to see and be seen by other worshippers.



Draw. Bring paper and crayons or colored pencils to the service, and encourage your children to doodle while listening to the message. While drawing, children are often very engaged, even if it looks like they're not paying attention. Research shows that [doodling](#) helps children (and adults) maintain focus, understand new ideas, and remember things. Maybe print off some blank comic book panel pages to help kids organize what they're hearing and seeing. You might try it too! Show each other your drawings afterward.

Many churches collect prayer requests during or after the service. A good way for children to share their prayer requests is by drawing them.



Use arrows. Another idea is to draw an arrow on an index card or use your finger to show who is talking during that part of the service (↓ for God's Greeting or ↑ for the Offering). Arrows let your kids quickly see who is speaking: Is God talking to us? Are we talking to God?



Participate creatively. Look for ways for your child to participate creatively in the church's life. You'll base the most effective methods on your child's gifts and interests. For instance, if your child likes to build with LEGO®, ask your church about doing a LEGO® building night where the kids could bring biblical stories to life to display in the sanctuary as people enter.



Advocate for your child. Talk to your church leaders about making the language used in worship more accessible for children. Ask them how worship can be more visually attractive with art, color, props, drama, or dance. All worshipers will benefit from receiving the message in multiple ways, including children, those for whom English is not a first language, and visitors to your church.



Care. Prayer requests are often shared from the pulpit, online, or in a bulletin at church. Post these requests in a prominent place in your home, and pray over them regularly at dinner or bedtime. Think about specific ways to bless people in your church family—through written encouragements, spoken affirmations, gifts, or events they might enjoy. Teach your children how to thank other people. When someone in the church is ill, draw pictures and write notes to deliver to them as a family. Invite people over for dinner or out for a picnic. Get your children to help with meal preparation. As you cook, pray for your guests who are coming.



Honor the wonderful name of the Lord, and worship the Lord most holy and glorious.

Psalm 29:2



EXPLAINING THE SACRAMENTS

Do you know the sacraments? These include *baptism* and *the Lord's Supper* (also known as Communion or the Eucharist), two practices regularly used in church as signs of our belonging to God and our remembrance of Christ's sacrifice on our behalf.

Baptism and the Lord's Supper open profound avenues to explore biblical truths with our children. With their actions, words, and symbols, baptism and the Lord's Supper give our children visual pictures of how God claims us as his own (baptism) and that his Son suffered and died to save us (the Lord's Supper). These sacraments also provide two times in church where something special is happening, something for children to watch and see that other people are participating. Like tour guides and interpreters, parents can describe what's happening during the sacrament and explain what all the words mean.



Our Lord and God, you are worthy to receive glory, honor, and power.

Revelation 4:11



Baptism

The key takeaway about baptism for our children is that **baptism is a sign that we belong to God and his people.**

We may think of baptism as a sign of a person's repentance and decision to commit their lives to God. Or, we might think of it as a promise parents make to bring their children up in the faith. Yet, ultimately, God acts in baptism, claiming us as his own. Baptism is more something that we receive from God than we do ourselves.

Guide your children to understand that baptism is a sign and seal of God's claim on our lives. The water of baptism helps us see how God has washed us clean of our sins and called us to new life in him.

Following God's instructions. Jesus instructed us to baptize. Read Matthew 28:19 together: "Go to the people of all nations and make them my disciples. Baptize them in the name of the Father, the Son, and the Holy Spirit."

Look for examples throughout the New Testament where the followers of Jesus obeyed Jesus' instructions and welcomed new believers and their families into God's family through baptism: The Ethiopian official ([Acts 8:26-39](#)); Cornelius ([Acts 10](#)); Lydia ([Acts](#)

[16:11-15](#)); Philippian jailer ([Acts 16:22-34](#)); and Crispus ([Acts 18:7-8](#)).

Belonging to God. In the Old Testament, God’s people celebrated new babies as members of God’s family when they were just a few days old. They were presented in public as part of the people of God. Ask your children, “How does baptism show God claiming us as his own?”

Talk to your children about how when we’re baptized in the “name of the Father, the Son, and the Holy Spirit,” all three members of the Trinity announce their claim on our lives. Teach them that the blood of Jesus, when he died in our place, paid the price for our sins and washed us clean to restore our fellowship with the Heavenly Father. Talk about how the Holy Spirit makes his home within us to help us grow more like Jesus.

Remembering Jesus’ sacrifice. The biblical theme of cleansing water is important when talking about baptism. Read together the stories of Naaman healed of leprosy, Mary washing Jesus’ feet with her tears, and Jesus washing his disciples’ feet.

Many churches invite children and young families to come forward during baptisms so that they can see. If your church does that, it’s helpful for kids to see the water rinse over the person being baptized, illustrating for them what baptism means—to be washed free of sins and belong to God (1 John 1:7).

Living it out. When talking with your children about the baptismal water, emphasize that the water itself is not special and no magical transformation happens. The water is a symbol that helps us remember God’s faithfulness. It is also a moment full of God’s promises of belonging, forgiveness, and transformation.

“Anyone who belongs to Christ is a new person. The past is forgotten, and everything is new.” (2 Corinthians 5:17). We are new people, overflowing with the grace of Jesus.

What would it be like to be soaked with the water of baptism forever? Talk to your kids about how baptism calls us to be [people of squishy shoes](#)—people who are so soaked with the grace of God that we carry our baptism with us each day. In our daily lives, the love and grace of Jesus should leak out of our hearts through the kind words and actions we show one another.



The Lord's Supper (Communion or Eucharist)

We can invite our children deeper into God's story by drawing their attention to the Lord's Supper. The bread and the cup offer a practical way to illustrate the significance of Christ's death and resurrection. It might be necessary to emphasize to young children that the bread and cup are symbolic, with nothing *magical* about them. Seeing the bread reminds us of Jesus' words: "This is my body, which is given for you. Eat this and remember me" (1 Corinthians 11:24). Jesus' words emphasize that he *gave* his body to be sacrificed for us. As we sip from the cup, we hear: "Take this and drink it. This is my blood, and with it, God makes his agreement with you. It will be poured out so that many people will have their sins forgiven." (Matthew 26:27-28 NIV). The cup stands for Christ's covenant promises, sealed to us in his death and resurrection.

To help us invite our children into God's story, we can teach them these six truths about the celebration of the Lord's Supper:

We are thankful. As we participate in communion, we show our children our gratitude for all God has done for us. In fact, "*Eucharist*" comes from a Greek word meaning *thanksgiving*. Jesus freely laid down his life for the forgiveness of our sins, and that is a reason to rejoice and be thankful.



We remember. During communion, we may hear, “Do this in remembrance of me” (1 Corinthians 11:24 NIV). In the Lord’s Supper, God invites us to remember Jesus and what he accomplished on our behalf. It’s okay to teach our children that we may feel sad when we remember that Jesus *died* to save us from our sins.

God feeds us. As we share in the Lord’s Supper, God invites us to participate in the body and blood of Christ. Through the preaching of scripture, we are fed with God’s word, and through communion, we are fed at God’s table. Feeding us this way, God equips us to share his love with the world. Talk to your children about how God feeds us.

The Spirit changes us. Before church, we can talk to our children about the connection between forgiveness and the Lord’s Supper. When we eat the bread and drink from the cup, we remember that we’ve been forgiven and invite the Holy Spirit to transform our hearts so that we become more like Jesus.

We are one. The Lord’s Supper is something we do all together with other believers in our church, but also all followers of Jesus. We can share with our kids that communion unites all Christians as one family in Christ, all gathered around the same table. “By sharing in the same loaf of bread, we become one body, even though there are many of us” (1 Corinthians 10:17).

We remember Jesus’ promise. During communion, your children might hear, “From now on I am not going to drink any wine, until I drink new wine with you in my Father’s kingdom” (Matthew 26:29). What does that mean? When we celebrate communion, we remember Jesus’ promise to return and to celebrate with us in the full glory of his kingdom.

Share essential truths about communion to point our children to Jesus and help them grow in faith. Share from your own heart how much God’s precious gift of communion means to you. Shedding a tear over God’s overwhelming grace is a witness to our understanding of the gift. Inviting our children into the drama of worship will enrich the experience for them and us.



PART TWO: WORSHIPING WITH YOUR FAMILY AT HOME



24/7 Everything is Worship.

As we said at the beginning of this ebook, as Christian parents, we want our children to grow into a life-long relationship with God, worshiping God 24/7. How do our children become disciples, followers of Christ? How do we describe a disciple, and what does a disciple even look like?

Here are ten through-lines that weave through Scripture that help us understand who God calls Christians to be and what he calls them to do. After each description, your family can try each through-line with the faith-formative activities listed below.



Worship God

Haven't we been talking about worship this whole time? We've learned that worship is a conversation in which we celebrate who God is, what he has done, and what he has created. Worship is more than just praising God; it's developing a relationship with him by learning all we can about him and loving him. Psalm 84 is a song of deep yearning for spiritual connection with God, "Lord God All-Powerful, my King and my God, sparrows find a home

near your altars; swallows build nests there to raise their young." This psalmist saw that a bird had built her nest in the Lord's temple and realized that God's hospitality extends to everything he has made. Be with God. Let's make our homes places where our families can worship God.

ACTIVITY:

LEARN ABOUT GOD IN HIS CREATION.

God gave us this world to enjoy. We worship God when we explore his creation. We see the handiwork of God in the motion of a butterfly's wings, the complexity of a math equation, or the majesty of the northern lights. Take time with your kids to "see God" in his creation

ACTIVITY:

LEARN ABOUT GOD IN HIS WORD.

Commit to reading the Bible with your children every day. Whether it's to start the day, at a mealtime, or to close the day, reading the Bible together provides an important foundation of intimacy with God and each other. Let your children hold the Bible and see how you value it in your own life. Let *them* read the words of Scripture *to you*. For a deeper dive into reading the Bible together, check out one of the other ebooks in this series, [Faith Practices for Families: Bible Reading](#).

ACTIVITY:

READ A DEVOTION TOGETHER.

Learn more about worshiping God *anytime and anywhere* in this *Kids Corner* devotion: [Worship God](#).



Discover Wisdom

Jesus said the kingdom of heaven belongs to those who make themselves like children, who come to their Father in expectation and wonder. When our families seek God's wisdom, he teaches us to be kind, just, and righteous. As you seek God's truth by studying his Word and applying it to your lives, his wisdom will shine in your family's eyes and through to everyone you meet.

ACTIVITY:

GUIDE YOUR CHILDREN ON HOW TO PRAY.

Just like Eli guided Samuel in how to talk with God ([1 Samuel 3](#)), invite your kids into your conversations with God. Share about something God said to you during your daily devotions, or reflect on something the Holy Spirit brought to mind during a worship service.

ACTIVITY:

INVITE YOUR KIDS TO PRAY WITH YOU.

Praying together sets an excellent example for our children on where to go for guidance and strength for each new day. Following our lead, our children will learn to take their problems to God and find answers from him. Learn more about family prayer in another ebook in this series: [Faith Practices for Families: Prayer](#).

ACTIVITY:

READ A DEVOTION TOGETHER.

Do a deeper dive into discovering wisdom in this *Kids Corner* devotion: [Discover God's Wisdom](#).



Create Beauty

God created us to be creative. How does God want us to use this creativity? By creating beauty in arts and crafts, literature and music, science and exploration, and so much more. Being creative helps us make this world the best place it can be.

ACTIVITY:

CREATE PLAYLISTS OF WORSHIP SONGS.

Include favorite children's songs. Children love to listen to these songs again and again. Learn the words, and sing often, loud, and together. Bonus points if you leave the car windows down.

"Let the message about Christ completely fill your lives, while you use all your wisdom to teach and instruct each other. With thankful hearts, sing psalms, hymns, and spiritual songs to God." (Colossians 3:16).

ACTIVITY:

MAKE CARDS FOR A LOCAL NURSING HOME OR CHILDREN'S HOSPITAL

Minister to a local nursing home or children's hospital by organizing an artwork collection in your child's Sunday school class. Or send an encouraging card to a friend or family member. Your kids will be amazed by the joy they bring by sharing their happiness.

ACTIVITY:

READ A DEVOTION TOGETHER.

Do a deeper dive into creating beauty with this *Kids Corner* devotion: [Created to Create](#).



Love our Neighbors

You've likely talked with your child about the Greatest Commandment: "Love your neighbor as yourself." But did you know that when Jesus spoke those words, he paraphrased [Leviticus 19](#)? Again and again, throughout the Bible, God calls us to love both our neighbors and strangers alike. And in [Matthew 25:31-36](#), Jesus goes even further, explaining that when we care for the stranger, it is as though we are caring for God himself. How do we help our children develop hospitality skills and love for our neighbors?

ACTIVITY:

EXPLORE INTERNATIONAL FOODS AND CULTURAL ACTIVITIES.

Local ethnic festivals are a great way to enjoy the diversity of God's world and meet neighbors from other countries and cultural backgrounds.

ACTIVITY:

LOOK AT A WORLD MAP AT THE DINNER TABLE.

Choose a country each month or week to learn about. Where is it? Who are its neighbors? Learn about its geography, the people, their culture, and problems. Is the Christian church growing there? As a family, pray daily for God's justice and mercy in that country.

ACTIVITY:

READ A DEVOTION TOGETHER.

Do a deeper dive into loving neighbors with this *Kids Corner* devotion: [Helping Hands. Humble Hearts.](#)



Serve Others

We can teach our children to care for others as Jesus did. Model for your kids how to be a servant to others. Talk to them about how you recognize opportunities to help others. Include them in the conversation when you plan how to serve someone in need. Ask them what they think you should do. The Bible teaches us that we please God when we share what we have to help others ([Acts 20:35](#) and [Luke 6:38](#)).

ACTIVITY:

BE GENEROUS WITH TALENTS AND POSSESSIONS.

Everyone has something they can do or give to benefit someone else. Is your child a good artist? Make cards for the seniors in your church or neighborhood. Is your child a hard worker? Donate toys, books, or clothes after your spring cleaning. Help them see how their blessings could bless someone else.

ACTIVITY:

BE GENEROUS WITH TIME.

Show your children that giving does not always mean giving money. For example, they might give up TV or video game time to spend with family, help a friend or sibling with homework, or babysit a younger cousin or neighbor.

ACTIVITY:

EXPLORE WAYS TO SERVE AS A FAMILY.

Just talking about serving others may open your kids' eyes to spontaneous opportunities to bless people. As you find ways to serve as a family, you'll begin to see God at work every day. Check out another ebook in this series for more ideas on how to serve your neighbors: [Faith Practices for Families: Serving Others](#).

ACTIVITY:

READ A DEVOTION TOGETHER.

Do a deeper dive into service with the kids' devotional: [We Serve Others](#).



Do what's right

Romans 12:2 encourages us, “Don’t be like the people of this world but let God change the way you think. Then you will know how to do everything that is good and pleasing to him.” All through the Bible, God changed young people’s minds so they could impact his kingdom—David, Daniel and his friends, Esther, and Mary, to name a few. Our children, too, can be brave and faithful and stand up for their beliefs. When we support our children’s efforts to make a difference, they change the world around them, and we change as well.

ACTIVITY:

LOOK FOR OPPORTUNITIES TO DO SOMETHING GOOD IN YOUR COMMUNITY.

Help your kids find ways to show God’s love with acts of justice and mercy for people in your church, their school, and your neighborhood. Watch some *Kids Corner Kids in Action* videos with them for ideas. You can help your child be the [Isaiah 1:17](#) agent of change they want to be.

ACTIVITY:

HELP YOUR CHILDREN TO ACT JUSTLY.

[Matthew 9:35-38](#) talks about the scarcity of workers to do God’s work. [Micah 6:8](#) lays out what God expects of these workers. These aren’t mere suggestions! For example, talk with your child about ways they can respond when they see unfair treatment of others:

- Call out all forms of bullying and get others to do the same. (See that justice is done)
- Be a safe person for others. (See that justice is done)
- Do what’s right even if they have something to lose. (See that justice is done)
- Play with a child who is alone and invite others to join in. (Let mercy be your first concern)
- Choose to point out the positive things about people when others are being negative. (Let mercy be your first concern)
- Learn more about God’s justice from the Bible and talk about it. (Humbly obey your God)
- Pray for people who experience injustice or engage in unjust behavior. (Humbly obey your God)

ACTIVITY:

READ A DEVOTION TOGETHER.

Do a deeper dive into doing what’s right with this *Kids Corner* devotion: [God’s Call for Justice](#).



Enjoy God's Creation

God loves us and gave us this world to enjoy, play in, and explore. Visit places in your area that might provide a new experience for everyone all together. Canoe or kayak a river or around a lake. Take hikes in your favorite forest, desert terrain, mountain area, or prairie plateau. Don't underestimate your neighborhood parks for little children—they have lots to see!

ACTIVITY:

DO A NEIGHBORHOOD PARK CLEANUP.

Do some service work together outside! Gather friends and clean up a local park or city block.

ACTIVITY:

DO AN OUTDOOR SCAVENGER HUNT.

Check out *Kids Corner's* [Spring](#), [Summer](#), and [Fall](#) scavenger hunts for ideas.

ACTIVITY:

READ SOME PSALMS.

The Bible is a great place to experience creation with childlike wonder. Read [Psalm 104](#) and discuss how the vivid imagery captures the psalmist's awe of God's creativity and provision. Children will find it easy to visualize God stretching out the heavens like a tent or causing mountains to smoke with a touch of his hand. [Psalm 19](#) describes God's natural world as anything but ordinary, usual, or boring. While you reflect on these passages, share how you felt when you saw your first waterfall, learned about animal migrations, or noticed how plants grow through the cracks in the sidewalk.

ACTIVITY:

READ A DEVOTION TOGETHER.

Do a deeper dive into enjoying God's creation with this *Kids Corner* devotion: [Wow! Creation!](#)



Explore God's design

Examine how God's order in creation allows us to design and do beautiful things, like cooking delicious food and building useful machines. Just as God created us to be creative, he created us to get our hands dirty! As God's people, let's help our children see that our powerful, creative, orderly, and intimate God shows us his love daily in the world around us.

ACTIVITY:

CONNECT WHAT YOUR CHILDREN LEARN TO GOD.

Over dinner, ask your children what they learned about in school. Walk them through how what they learned in science class that day reveals God's awesome power and love for us. As they share about their math lessons in fractions or integers, remark on how amazing it is that God created numbers to be infinite like he is.

ACTIVITY:

TAKE APART A MACHINE.

As you disassemble a bicycle, lawnmower, or computer, talk about the rules God established that allow us to make a machine like that and for it to do work for us. In a lawnmower, for example, the metal molecules God created release energy when gas molecules change and expand; that energy pushes the piston that turns the grass-cutting blade. That's God's order in creation at work.

ACTIVITY:

COOK DINNER.

Fruits, vegetables, and meat all reveal things about God's creation. Talk about the arrangement of the florets on a cauliflower, the seed arrangement in a cucumber, or the bones of a chicken. Wonder together why we have metal pots but plastic handles, how a microwave works, and even why we need to eat in the first place! As you wonder, reflect on what each thing says about a God who loves and provides for your children.

ACTIVITY:

READ A DEVOTION TOGETHER.

Do a deeper dive into exploring God's design with this *Kids Corner* devotion: [How Does it Work?](#)



Care for God's world

God gave his creation to us and put us in charge of it. We abuse God's creation when we don't care for it correctly.

ACTIVITY:

TAKE CARE OF CREATION WHERE YOU LIVE.

Work together as a family to care for your property. When you walk in your neighborhood, take some gloves and a garbage bag so you can clean up any trash you see as you go. As a family, volunteer for neighborhood, highway, or river clean-up days. Research other options for your family to care for creation right where you live.

ACTIVITY:

RECYCLE AND REUSE.

Work together as a family to recycle the trash you generate. If recycling service is not available in your area, explore what alternatives. Find ways to reuse items instead of throwing them away. For example, store small toys in a coffee can, plant herbs in a soup can, or use a milk carton to water plants. Is there a recycling center your family could volunteer at?

ACTIVITY:

READ A DEVOTION TOGETHER.

Do a deeper dive into Earth keeping with this *Kids Corner* devotion: [Care for God's World](#).



Reflect God

The one person we truly want our children to emulate is God. But how do we imitate someone we can't see? Jesus shows us exactly what God is like: "God's Son has all the brightness of God's own glory and is like him in every way..." ([Hebrews 1:3](#)). When we imitate Jesus' behavior, we imitate God. As parents, we model Christ for our children when we are "gentle, kind, humble, meek, and patient." ([Colossians 3:12](#)). The more we try to think of others before ourselves, the easier it gets to reflect Christ in our attitudes and activities. That makes it easier for our children to imitate Jesus.

ACTIVITY:

BE GRACIOUS TO YOURSELF AND YOUR CHILDREN.

None of us are perfect the way God is perfect yet ([Matthew 5:48](#)). Make it safe for your children to admit mistakes and encourage them to do the same for others. Graciously forgive when one of your children comes to you and asks for forgiveness. Teach them with your words and actions how *they* should act when someone apologizes to them. And allow them to practice by owning up to your own mistakes and asking for their forgiveness.

ACTIVITY:

MODEL COMPASSION FOR OTHERS.

"You must follow my example, as I follow the example of Christ" ([1 Corinthians 11:1](#)). Encourage your children to notice the people around them. Ask them to name their classmates and describe a favorable quality about each one. Are there any children who seem to get left out of recess activities whom they can include? Then, do the same with your coworkers. Can you invite someone to join you and your friends on your lunch hour?

ACTIVITY:

READ A DEVOTION TOGETHER.

Do a deeper dive into reflecting God with this Kids Corner devotion: [God Created Me!](#)

CONCLUSION

We pray that the ideas you found in this book will help you guide your children into a life-long relationship with God. As your family worships in community at your local church and you find ways to worship together throughout the week, we pray that your children will embrace their identities as children of God and discover their places in God's family.

Here's one of our favorite Casey's Day comic strips.



Let every living creature praise the Lord. Shout praises to the Lord! (Psalm 150:6)

Thanks for engaging with our materials and sharing worship opportunities with your family.



Ron Vandenburg

Senior Producer of *Kids Corner*

KIDS CORNER



Wow! Creation!

April 15, 2023



BIBLE READINGS

Take a few minutes to read the Bible...



Easter: A New Beginning

April 8, 2023



KIDS CORNER WEEKLY DEVOTIONS

Written just for kids, each devotion includes a Casey's Day comic strip, Bible reading, reflection, and prayer.

This book was made in collaboration with:



Rev. Deb Koster
Senior Producer of Family Fire



Rev. Steven Koster
Contributing Writer



ReFrame Ministries

God's Story. Today's Media.

Contents by Ron VandenBurg, Rev. Deb Koster, Rev. Dr. Steven Koster, and Kids Corner contributors.

Illustrations by Chad Thompson.

Edited by Rev. Deb Koster, Rev. Emily VandenHeuvel, Rachel Syens, and Christopher Hunt.

Design and layout by Five Q.

© 2024. All rights reserved.